

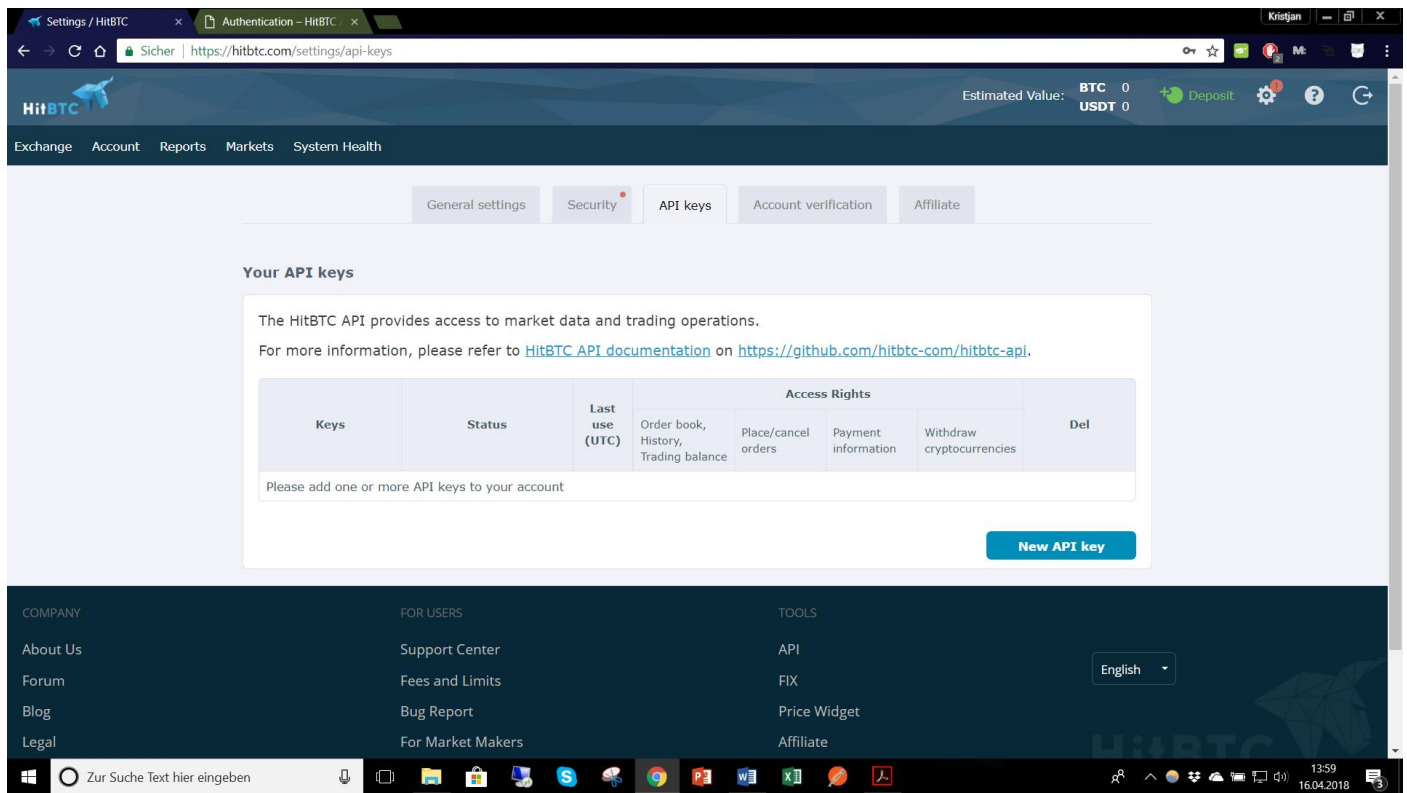
HDG contract was frozen. Some traders may have been unable to pull HDG from exchanges. If this is applicable to you, read the guide below. New tokens will be airdropped in May to wallets you provide and will replace HDGs.

Send claims to [kristjan@hedge-crypto.com](mailto:kristjan@hedge-crypto.com)

List:  
<https://docs.google.com/spreadsheets/d/1ryWVBOwVLtAck7yki8w4JRwRDJZ3zIGVmsr3m7SpCbl/edit?usp=sharing>

## HITBTC

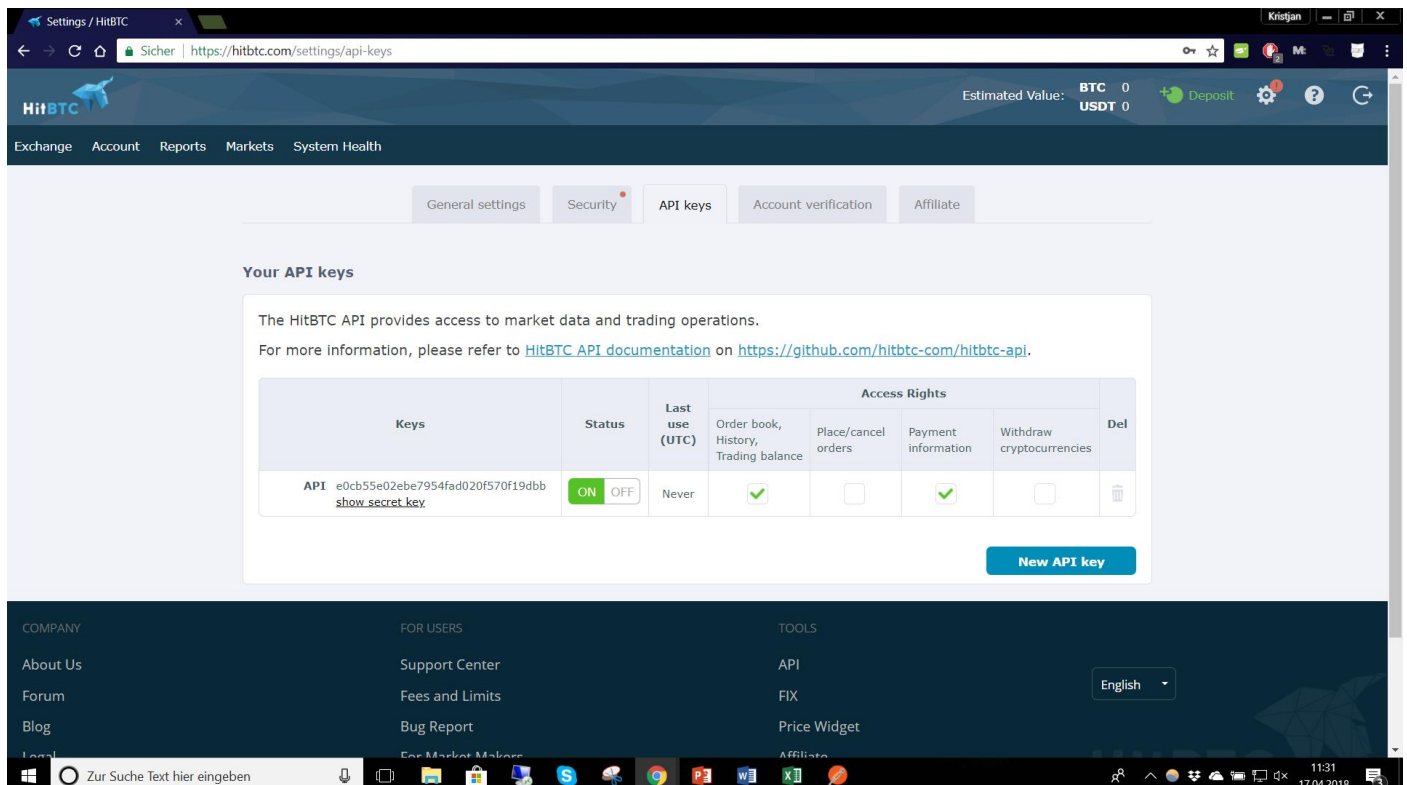
1. Go to <https://hitbtc.com/settings/api-keys>



The screenshot shows the HitBTC website's API keys settings page. The page title is "Your API keys". Below the title, there is a text box explaining that the HitBTC API provides access to market data and trading operations, with a link to the API documentation. Below this is a table with columns for "Keys", "Status", "Last use (UTC)", "Access Rights", and "Del". The "Access Rights" column is further divided into "Order book, History, Trading balance", "Place/cancel orders", "Payment information", and "Withdraw cryptocurrencies". A "New API key" button is visible at the bottom right of the table area.

Keys	Status	Last use (UTC)	Access Rights				Del
			Order book, History, Trading balance	Place/cancel orders	Payment information	Withdraw cryptocurrencies	
Please add one or more API keys to your account							

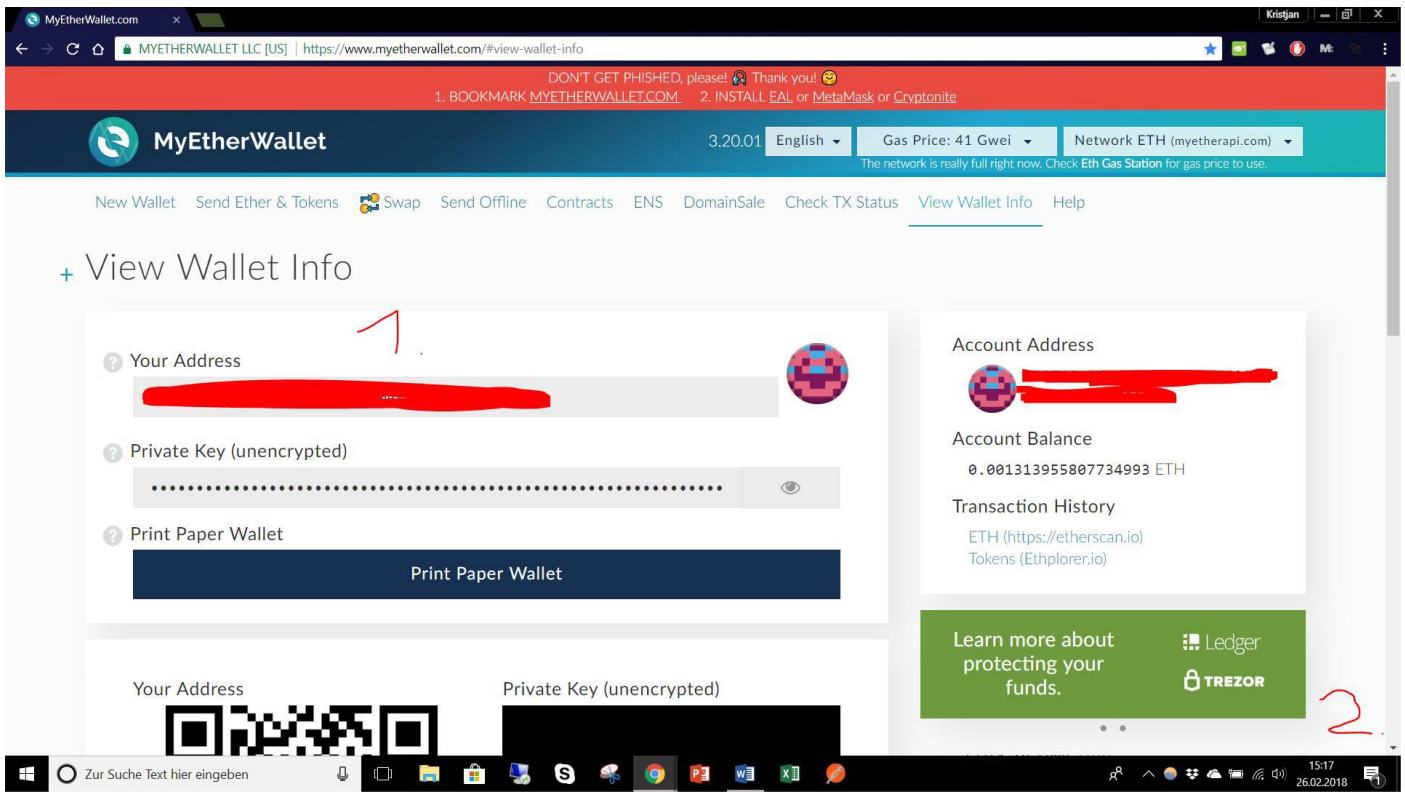
2. Create new API key
3. Tick *Orderbook, History, Trading Balance* AND *Payment Information* (Read-Only access)



The screenshot shows the HitBTC website's API keys settings page after a new API key has been created. The table now contains one entry with the following details:

Keys	Status	Last use (UTC)	Access Rights				Del
			Order book, History, Trading balance	Place/cancel orders	Payment information	Withdraw cryptocurrencies	
API e0cb55e02ebe7954fad020f570f19dbb show secret key	ON OFF	Never	<input checked="" type="checkbox"/>	<input type="checkbox"/>	<input checked="" type="checkbox"/>	<input type="checkbox"/>	

- Send both API keys.
- Keep this API key active as read-only. If you need a trading API key, create a new one.
- Screenshot of “**View wallet info**” tab of your myetherwallet (logged in, so that the wallet address is visible) (or something similar if you don’t use MEW), **with visible time and date.**



- Wallet address (text, copied and pasted)

---

### ETHERDELTA / FORKDELTA

---

- Send the address of the wallet you connected with Forkdelta. New tokens will be sent to this wallet.
  - Screenshot of “**View wallet info**” tab of your myetherwallet (logged in, so that the wallet address is visible) (or something similar if you don’t use MEW), **with visible time and date.**
  - Wallet address (text, copied and pasted)
-